



DATE: _____

Roman Shade Request Form

NAME: _____

PHONE/EMAIL: _____

SIDEMARK: _____

ROOM: _____

TREATMENT DESCRIPTION:

TYPE OF ROMAN SHADE (SEE SECOND PAGE FOR OPTIONS):

FABRIC NAME	
WIDTH	
VERTICAL REPEAT	
HORIZONTAL REPEAT	
RAIL ROAD: YES OR NO	
FABRIC TYPE	

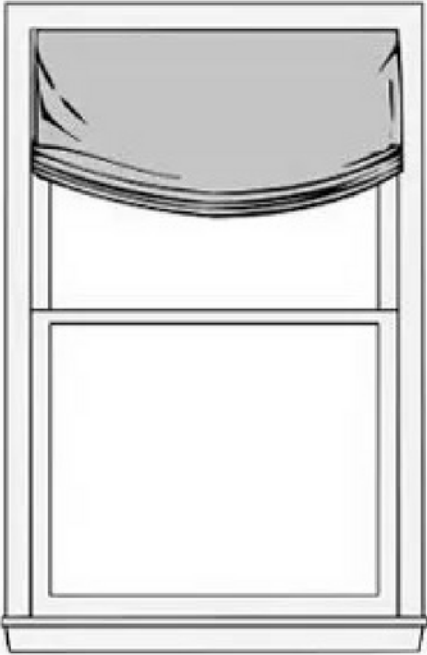
QTY	
FW	
FL	
RETURN FLAPS: TO HIDE LIFT MECHANISM; YES OR NO	
LINING: LIGHT FILTERING OR BLACK OUT OR NONE	
LINING COLOR: WHITE OR IVORY	
MOUNT: INSIDE OR OUTSIDE	
TAKE DEDUCTIONS: YES OR NO	
DEDUCTION SIZE:	
FRONT OR BACK ROLL:	
VALANCE ADDED: YES OR NO	
CORD LOCATION: RIGHT OR LEFT	
CHAIN LENGTH: 2', 3', 4', OR 5'	
LIFT SYSTEM: CORDLESS, MOTORIZED, CLUTCH, CORD LOCK, TDBU, NONE	
LIFT COLOR: WHITE PLASTIC, WHITE METAL, BRONZE, SILVER, ANTIQUE BRONZE, BRASS, NONE	

Please complete all fields on the first page of this form and email it to **ORDERS@CMPILLOWS.COM** Do not hesitate to contact Christina at 303-877-3404 if you have any questions.

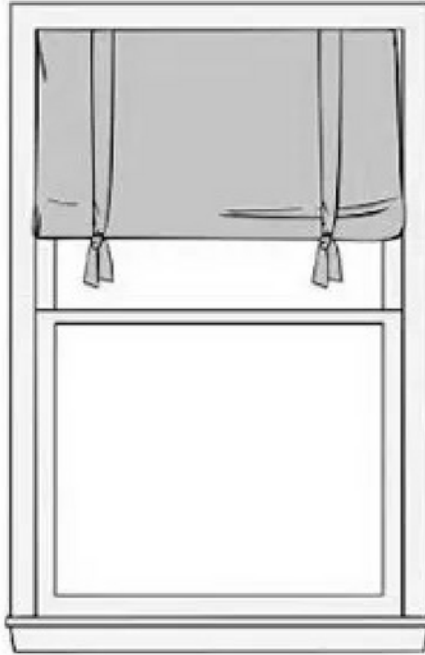
Your Go-To Resource List



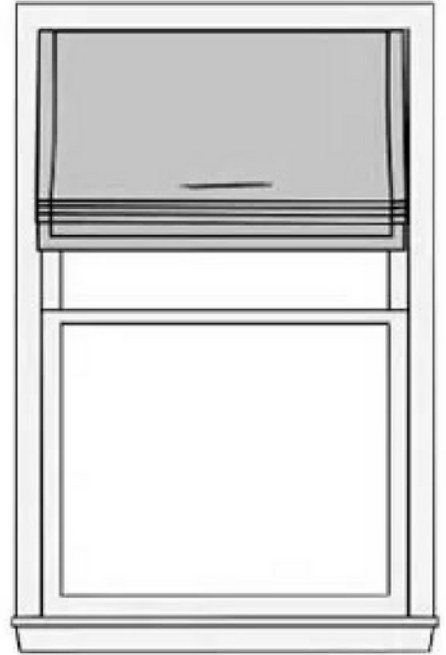
Relaxed European



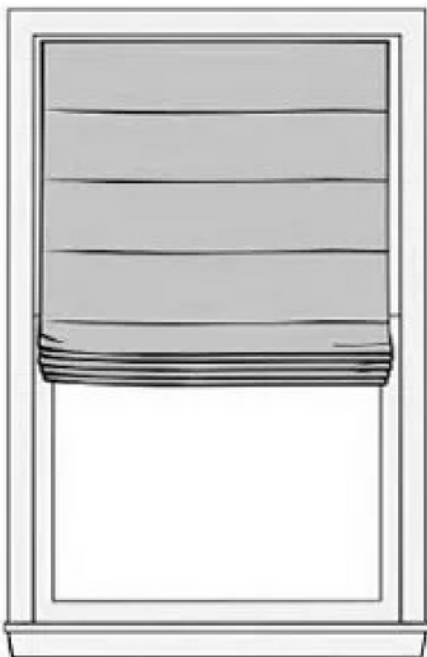
Tie



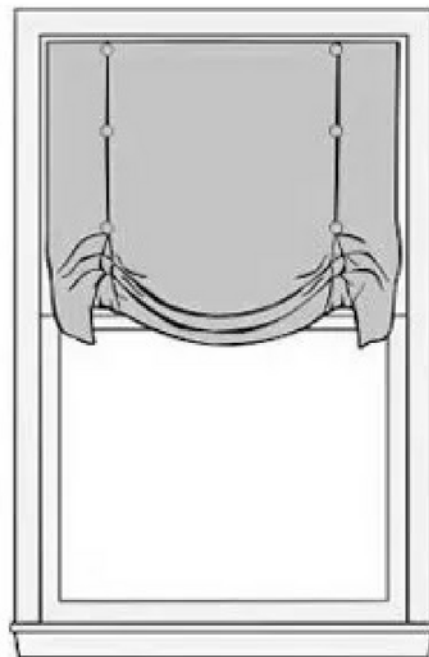
Flat Fold



Plain fold



Swag



Soft Fold

